



# **16PF<sup>®</sup> Fifth Edition Couple's Counseling Report (CCR)**

Name: Sam Couple  
Date: March 23, 2010

This Couple's Counseling Report summarizes your responses to the questionnaire you took. The questions you answered were chosen to help develop a picture of you, and your report will probably confirm some things you already know about yourself. The report may not give a perfect picture of you, but it is a good estimate based on the set of questions you answered. Rather than taking the whole report at face value, treat it as a chance to think about whether the information fits you. If you have questions, be sure to ask your counselor to help you understand the feedback.

### About Sam Couple

Sam is a Caucasian male. He indicates that he is engaged. Sam has been involved with Sally for 0-2 years. For him, it will be his second long-term commitment. His highest level of education is a bachelor's degree. He is currently working full-time. Sam reports his household income as \$40,000-\$59,999.

#### RELATIONSHIP SATISFACTION RATINGS

The list below reflects Sam's satisfaction with several broad areas that are important in most relationships. Areas of most satisfaction are at the top of the list; areas of least satisfaction are at the bottom.

<b>Alcohol or Drug Use</b>	totally satisfied
<b>Division of Roles</b>	very satisfied
<b>Time Together</b>	fairly satisfied
<b>Children</b>	fairly satisfied
<b>Sex</b>	a little satisfied
<b>Extended Family</b>	a little satisfied
<b>Caring and Affection</b>	neutral
<b>Finances</b>	neutral
<b>Communication</b>	a little unsatisfied

---

<b>Overall Satisfaction is:</b>	very satisfied
<b>Sam thinks Sally is:</b>	fairly satisfied

---

**Sex** is the one area above that, if addressed and changed, would most improve his satisfaction.

#### PERSONALITY FEEDBACK

The section below is based on Sam's responses to the questions about him as an individual. **Some words are bold because they will be used later to compare Sam and his partner.**

**INTROVERSION VERSUS EXTRAVERSION.** Sam's personality is highly **extraverted**. He shows a strong preference for social contact and probably enjoys interacting with others. Because his attention is directed toward other people, he may feel uncomfortable when alone. He is very **warm** and personally responsive. He enjoys having close and cooperative relationships with others. He is often **socially bold**, and he is unlikely to feel intimidated in group settings. He may have a fairly thick skin in some respects. When he chooses to reveal personal matters to others, he tends to be rather **forthright** and genuine. Sam prefers to do things and make plans with others. Additionally, he may avoid situations that require working alone, much preferring to be **group-oriented**.

**LESS STRESSED VERSUS MORE STRESSED.** At the present time, Sam presents himself as no more or less stressed than most people. Sam shows some tendency to be **trusting** and accepting of other people and their motives. He isn't likely to expend a lot of energy wondering about whether others might have harmful intentions towards him. He might, however, be feeling at least some personal distress at present. At times Sam can be **impatient** with others, especially in frustrating situations or those in which he is feeling rather driven.

**RECEPTIVE VERSUS TOUGH-MINDED.** Sam has an average tendency to be tough-minded. Generally, he tends to balance toughness with sympathy, resoluteness with receptivity. He may at times adhere to his current way of thinking, while at other times he may be open to new approaches and experiences. On the one hand, for example: Sam tends to be somewhat more **traditional** than focused on changing his ideas and methods. He probably prefers tried-and-true methods to trying unfamiliar or untried approaches. In fact, he may be less open to change than many people are. In other ways, Sam is more receptive or open: He is attentive to others and enjoys **warm** interpersonal relationships. Others probably feel that he seems open to interacting with them.

**ACCOMMODATING VERSUS INDEPENDENT.** Sam's lifestyle is balanced between the need to exert his will and control his environment versus a willingness to accommodate others' wishes and adapt to his environment. Sam is bold, **venturesome** and self-expressive, especially in front of others. He may feel a strong wish for influence or attention. However, he is not always forceful or persuasive. Sam tends to be rather **trusting** of other people's motivations rather than to question them. Thus, vigilance does not appear to shape his stance on influencing or persuading others. He has some tendency to be **traditional** and to respect conventions. To the extent that he believes in or is attached to things as they are, he may not be inclined to introduce a change or to seek alternative options.

**UNRESTRAINED VERSUS SELF-CONTROLLED.** Sam's self-control is high-average. For the most part, Sam tends to set aside his own wishes in order to meet responsibilities. He may be perceived as **self-controlled** and formal, rather than casual or unrestrained. Sam more tends to respect conventional rules and behavioral conduct rather than to disregard them. At times when he needs to set aside his own wishes in order to meet his obligations, being **dutiful** may provide some motivation for doing so. Sam tends to be self-disciplined, planful, and organized. These **perfectionistic** qualities suggest the need for order and a preference for a predictable environment. He is an exacting person who wants to "do things right".



# **16PF<sup>®</sup> Fifth Edition Couple's Counseling Report (CCR)**

Name: Sally Couple  
Date: March 23, 2010

This Couple's Counseling Report summarizes your responses to the questionnaire you took. The questions you answered were chosen to help develop a picture of you, and your report will probably confirm some things you already know about yourself. The report may not give a perfect picture of you, but it is a good estimate based on the set of questions you answered. Rather than taking the whole report at face value, treat it as a chance to think about whether the information fits you. If you have questions, be sure to ask your counselor to help you understand the feedback.

### About Sally Couple

Sally is a Caucasian female. She indicates that she is engaged. Sally has been involved with Sam for 0-2 years. For her, it will be her second long-term commitment. Her highest level of education is a bachelor's degree. She is currently working full-time. Sally reports her household income as \$20,000-\$39,999.

#### RELATIONSHIP SATISFACTION RATINGS

The list below reflects Sally's satisfaction with several broad areas that are important in most relationships. Areas of most satisfaction are at the top of the list; areas of least satisfaction are at the bottom.

<b>Alcohol or Drug Use</b>	totally satisfied
<b>Caring and Affection</b>	very satisfied
<b>Communication</b>	fairly satisfied
<b>Sex</b>	fairly satisfied
<b>Children</b>	fairly satisfied
<b>Finances</b>	a little satisfied
<b>Division of Roles</b>	neutral
<b>Extended Family</b>	neutral
<b>Time Together</b>	fairly unsatisfied

---

<b>Overall Satisfaction is:</b>	very satisfied
<b>Sally thinks Sam is:</b>	very satisfied

---

**Communication** is the one area above that, if addressed and changed, would most improve her satisfaction.

#### PERSONALITY FEEDBACK

The section below is based on Sally's responses to the questions about her as an individual. **Some words are bold because they will be used later to compare Sally and her partner.**

**INTROVERSION VERSUS EXTRAVERSION.** Sally's extraversion is average; she would be about as social as most people. That is, she probably balances solitary activities with those that involve social contact. Sally's style of expression tends to be enthusiastic and playful. She may prefer a **lively** social environment.

**LESS STRESSED VERSUS MORE STRESSED.** At the present time, Sally presents herself as **more stressed**, or perhaps prone to feeling upset, than many people report being. This could reflect a normal reaction to her current circumstances, or it might be her characteristic style. It

might be appropriate for her to explore or discuss the nature of her distress with a counselor. At the present time, she may be feeling somewhat pessimistic about life and her ability to handle its challenges. Also, she may be feeling somewhat more **reactive** than many people feel. Sometimes she may let her feelings or fears about situations overshadow her resources for dealing with them. This may be because her life is complicated right now, or it may be that this feeling is generally true for her. Sally may on occasion find it harder than most individuals to build trust in others, and may be **wary** about their motives. While many people feel **worried** and self-doubting, she seems to worry more than many people do. She may feel sensitive to criticism, and may often fear others' disapproval. At times Sally can be **impatient** with others, especially in frustrating situations or those in which she is feeling rather driven.

**RECEPTIVE VERSUS TOUGH-MINDED.** Sally has an average tendency to be tough-minded. Generally, she tends to balance toughness with sympathy, resoluteness with receptivity. She may at times adhere to her current way of thinking, while at other times she may be open to new approaches and experiences. She tends to be somewhat **sensitive** to emotional and aesthetic considerations. She may often base decisions on her own feelings or subjective preferences, rather than on a more objective basis or perspective. Sally tends to get absorbed in ideas and thought, sometimes to the point of forgetfulness or distraction. However, she tends to be more **idea-oriented** than many people.

**ACCOMMODATING VERSUS INDEPENDENT.** Sally's lifestyle is balanced between the need to exert her will and control her environment versus a willingness to accommodate others' wishes and adapt to her environment. Sally shows some tendency to be **vigilant** and wary of other people's intentions. Her alertness may aid her efforts to control others in her life, rather than being controlled.

**UNRESTRAINED VERSUS SELF-CONTROLLED.** Sally usually is **unrestrained**. While she may be perceived as flexible, she may indulge in her own wishes and urges to the point that consideration for practicalities, for other people's needs, or for her own responsibilities, is neglected. Sally shows some tendency to be uninhibited, spontaneous, and **exuberant**. Sometimes she can be so lively that she might find it hard to "tone it down." Sally's expressed concern for established rules is low. It may be that she is **expedient** and disregards rules when they pose inconvenient obstacles or when she doesn't believe in them. Or, it may be that Sally has adopted standards that are more from her own internal framework than that of many other people. In either case, her sense of conformity to expectations or rules is probably not a source of self-control for her. Sally shows some tendency to be preoccupied with ideas, sometimes to the point of being **absent-minded**. She may disregard the practical aspects of a situation. Sally is quite **casual** and flexible. She does not appear to be overly concerned about precision or detailed planning. Because she is tolerant of disorder, she may function better in an unrestrictive setting rather than in a rigid system. However, planfulness and perfectionism don't seem to be strong motivators for her.

**A NOTE TO THE PROFESSIONAL:**

Up to this point, the report has summarized each person's questionnaire responses. These previous pages are designed to share with the test-takers. Similarly, the page that follows this one is also designed to share with the couple. It compares both partner's personality results, using descriptors found in the couple's personality feedback section.

**Before sharing the next page, however, IPAT recommends that you meet with each partner separately, to discuss the results and answer questions.** It is important to be sure that both people feel comfortable about their results and about sharing them with their partner. The *Couple's Counseling Report User's Guide* addresses topics for these meetings.

*NOTE: The Professional Summary section contains a copy of this page for your records, with an introduction that is addressed to you rather than to the couple.*

### COUPLE'S COMPARISON

**Note to the couple:** Here, your personal styles are compared side-by-side. As you review this, please realize that there are no "rules" about whether you should be alike or different. Also, every couple is unique, and each twosome interacts in their own way. Your counselor will help you think about how your similarities and differences are relevant for you as a couple, in your unique relationship.

**How to Read this Chart:** In the paragraphs that described you both earlier, recall that some words were bolded. Those words are used here to help compare you and your partner. Here, though, qualities that are especially strong are listed in bold-face type. (Words in all-caps reflect the broader qualities that defined each paragraph.) *If one of you has a blank space in the chart, it means that your partner's style is well-defined on a quality that isn't characteristic for you.*

Paragraph Name	Sam Couple	Comparison	Sally Couple
<b>Introverted or Extraverted</b>	<b>EXTRAVERTED</b> Warm  <b>Socially Bold</b> Forthright <b>Group-Oriented</b>	<i>Different</i>	Lively
<b>Less Stressed or More Stressed</b>	Trusting  Impatient	<i>Different</i>  <i>Alike</i>	<b>MORE STRESSED</b> Reactive Wary <b>Worried</b> Impatient
<b>Receptive or Tough-Minded</b>	Warm  Traditional		Sensitive Idea-Oriented
<b>Accomodating or Independent</b>	<b>Venturesome</b> Trusting Traditional	<i>Different</i>	Vigilant
<b>Unrestrained or Self-Controlled</b>	SELF-CONTROLLED  Dutiful  <b>Perfectionistic</b>	<i>Different</i>  <i>Different</i>  <i>Different</i>	<b>UNRESTRAINED</b> Exuberant <b>Expedient</b> Absent-Minded <b>Casual</b>



# 16PF<sup>®</sup> Fifth Edition Couple's Counseling Report (CCR)

## Score Summary Pages

Name: Sam Couple and Sally Couple  
Date: March 23, 2010

**The following score pages are intended for qualified professionals only, and are not designed to share with the test-taker.** *The Couple's Counseling Report User's Guide* describes the contents of the report and explains how to use it. Familiarity with the 16PF Fifth Edition Questionnaire is required for appropriate use of this report. *The 16PF Fifth Edition Administrator's Manual* describes how to administer and interpret the test. *The 16PF Fifth Edition Technical Manual* describes the developmental research that led to the measure.

**The information on these pages is confidential and should be treated with professional discretion.**

**RELATIONSHIP BACKGROUND**

Sam is a Caucasian male. He indicates that he is engaged. Sam has been involved with Sally for 0-2 years. For him, it will be his second long-term commitment. His highest level of education is a bachelor's degree. He is currently working full-time. Sam reports his household income as \$40,000-\$59,999.

Sally is a Caucasian female. She indicates that she is engaged. Sally has been involved with Sam for 0-2 years. For her, it will be her second long-term commitment. Her highest level of education is a bachelor's degree. She is currently working full-time. Sally reports her household income as \$20,000-\$39,999.

**RELATIONSHIP SATISFACTION RATINGS**

Below are responses to single items that use a 9-point Likert response scale for indicating satisfaction. Note that the two people may not have used the rating scale in the same way. See the *Couple's Counseling Report User's Guide* for information about appropriate uses of this rating information.

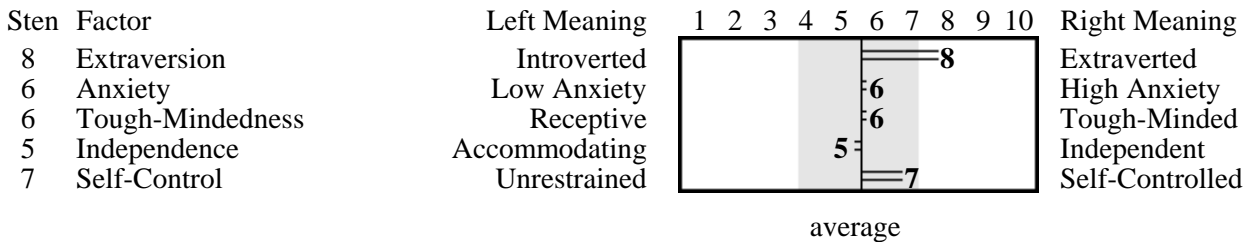
<b>Sam Couple</b>		<b>Sally Couple</b>	
<b>Alcohol or Drug Use</b>	totally satisfied	<b>Alcohol or Drug Use</b>	totally satisfied
<b>Division of Roles</b>	very satisfied	<b>Caring and Affection</b>	very satisfied
<b>Time Together</b>	fairly satisfied	<b>Communication</b>	fairly satisfied
<b>Children</b>	fairly satisfied	<b>Sex</b>	fairly satisfied
<b>Sex</b>	a little satisfied	<b>Children</b>	fairly satisfied
<b>Extended Family</b>	a little satisfied	<b>Finances</b>	a little satisfied
<b>Caring and Affection</b>	neutral	<b>Division of Roles</b>	neutral
<b>Finances</b>	neutral	<b>Extended Family</b>	neutral
<b>Communication</b>	a little unsatisfied	<b>Time Together</b>	fairly unsatisfied
<b>Overall Satisfaction is:</b>	very satisfied	<b>Overall Satisfaction is:</b>	very satisfied
<b>Sam thinks Sally is:</b>	fairly satisfied	<b>Sally thinks Sam is:</b>	very satisfied
<b>Sex</b> is the one area above that, if addressed and changed, would most improve his satisfaction.		<b>Communication</b> is the one area above that, if addressed and changed, would most improve her satisfaction.	

**Sam Couple's 16PF Profile**

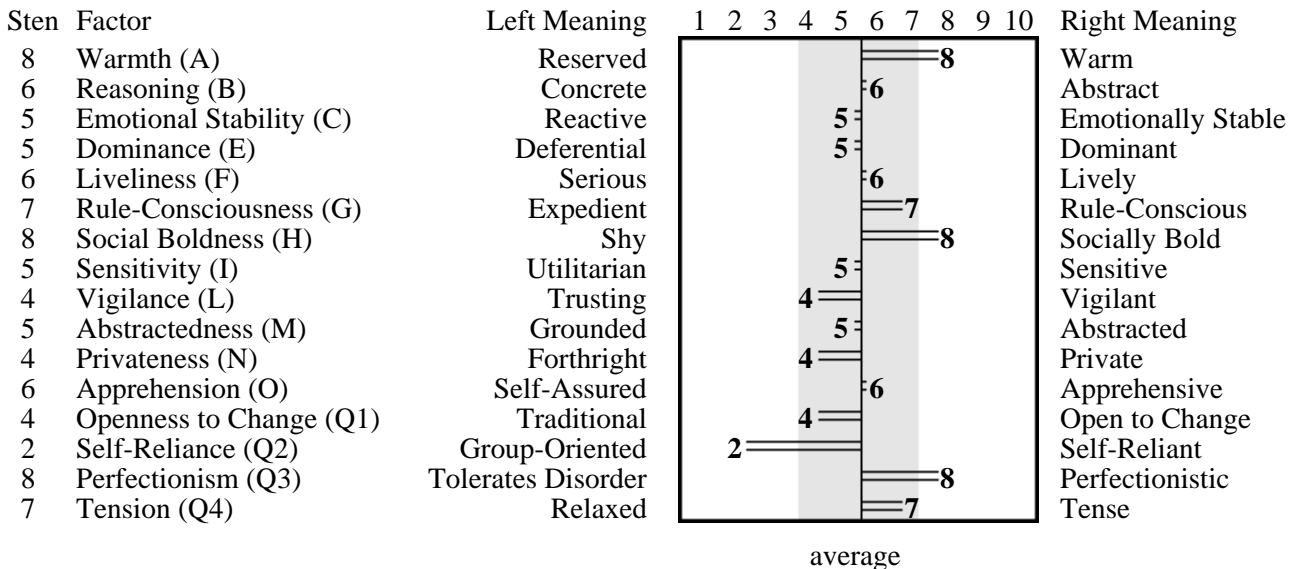
Response Style Indices		
Index	Raw Score	
Impression Management	10	within expected range
Infrequency	0	within expected range
Acquiescence	43	within expected range

All response style indices are within the normal range.

**Global Factors**



**16PF Profile**



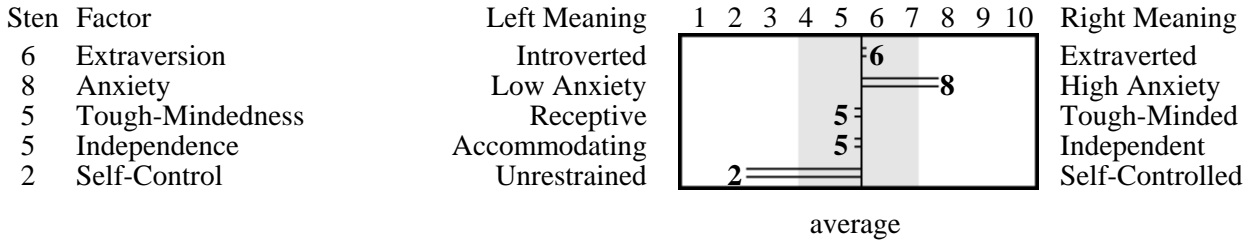
**Sally Couple's 16PF Profile**

**Response Style Indices**

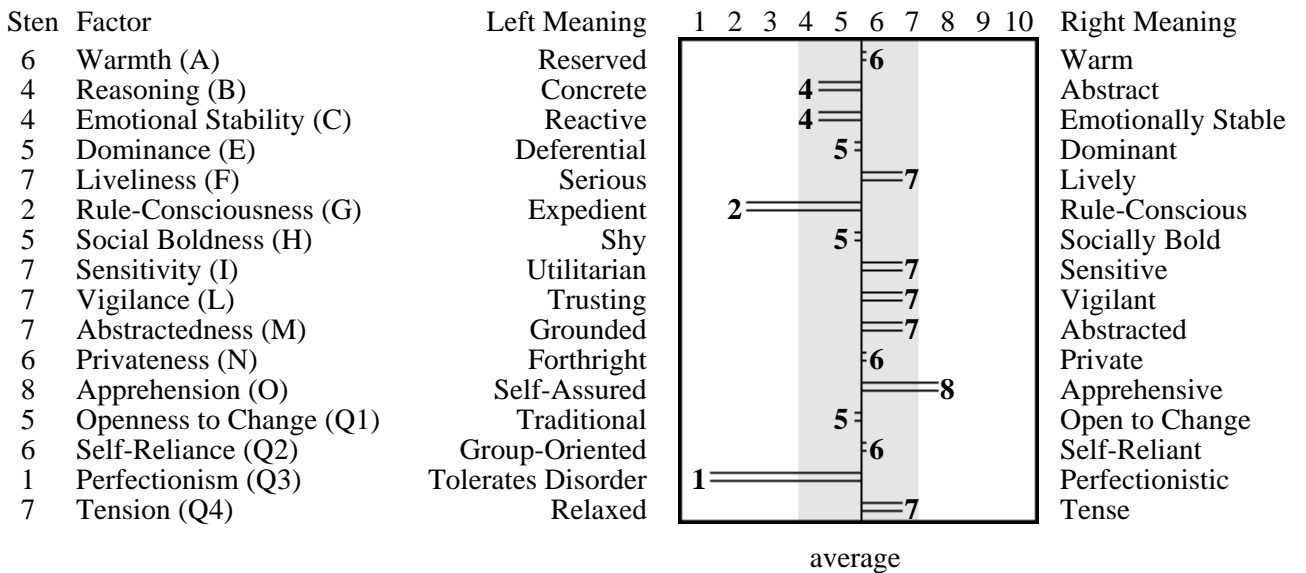
Index	Raw Score	
Impression Management	1	low
Infrequency	0	within expected range
Acquiescence	66	within expected range

This individual chose more socially undesirable responses than average. This may reflect a willingness to be self-critical, the presence of life stressors, or a deliberate negative self-presentation.

**Global Factors**

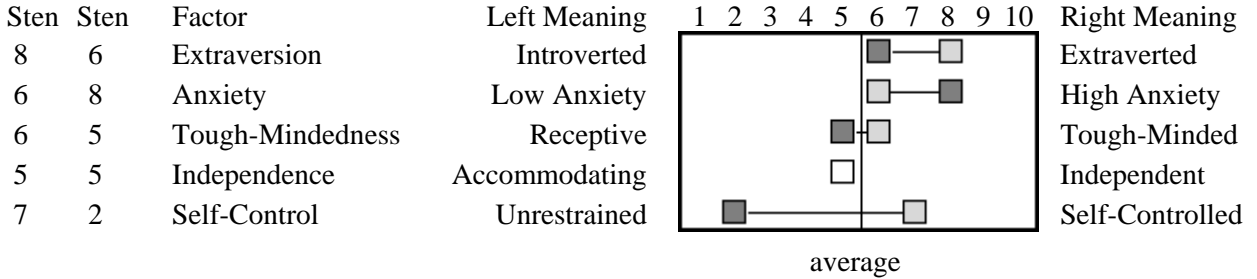


**16PF Profile**

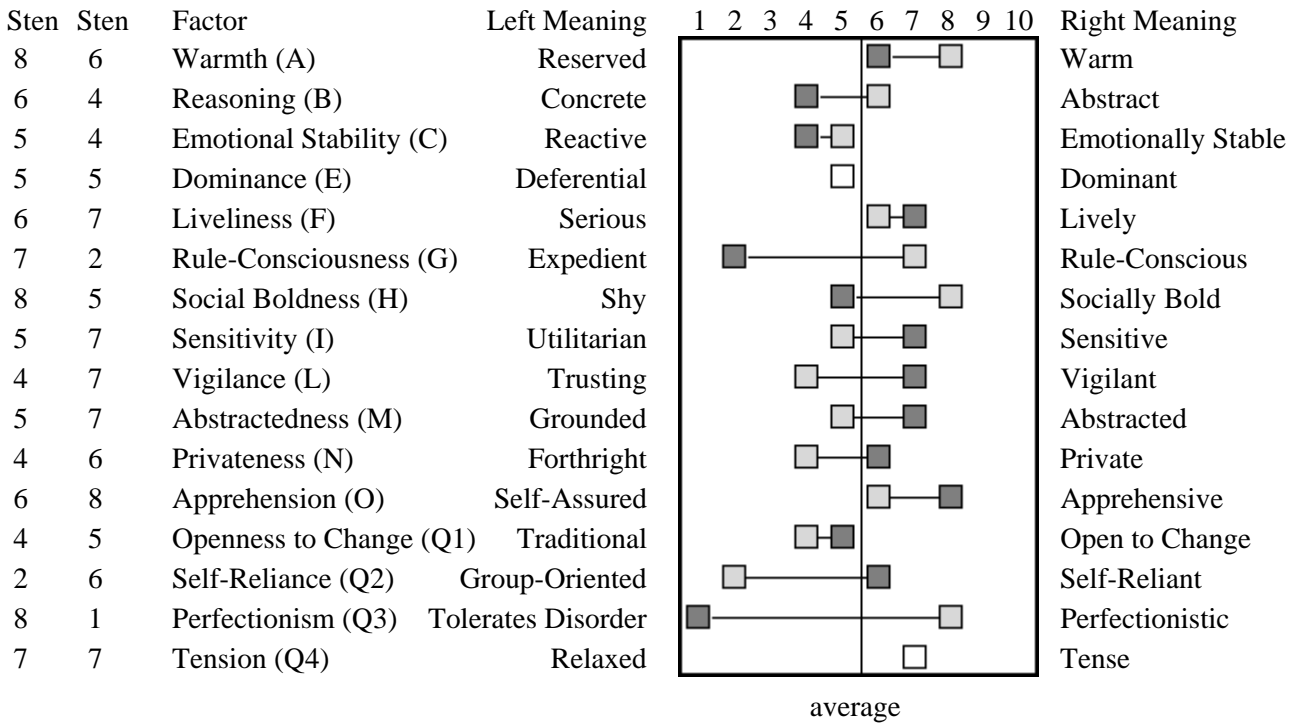


**GRAPHED COUPLE'S COMPARISON**

□ Sam Couple  
■ Sally Couple  
□ Both



□ Sam Couple  
■ Sally Couple  
□ Both



### COUPLE'S COMPARISON

The couple's feedback section contains a chart like this. It suggests that the counselor will help them sort out the effect of their similarities and differences. The next page helps identify topics to discuss.

**How to Read this Chart:** Trait descriptors that appear in the chart represent scores that are above or below average. Bold-face words reflect extreme sten scores (1-3 or 8-10). Otherwise, terms reflect sten scores of 4 and 7 (low-average and high-average, respectively). Words in all-caps reflect extreme scores on the global factor scale. Blank spaces appear when that person's score is average (5 or 6) while their partner's score is extreme. The comparison is called *alike* if the partners have the same trait. The couple is *different* if their styles are opposite, or if they are four or more sten scores apart even if one of them is average.

Paragraph Name	Sam Couple	Comparison	Sally Couple
<b>Introverted or Extraverted</b>	<b>EXTRAVERTED</b> Warm  Socially Bold Forthright <b>Group-Oriented</b>	<i>Different</i>	Lively
<b>Less Stressed or More Stressed</b>	Trusting  Impatient	<i>Different</i>  <i>Alike</i>	<b>MORE STRESSED</b> Reactive Wary <b>Worried</b> Impatient
<b>Receptive or Tough-Minded</b>	Warm  Traditional		Sensitive Idea-Oriented
<b>Accomodating or Independent</b>	<b>Venturesome</b> Trusting Traditional	<i>Different</i>	Vigilant
<b>Unrestrained or Self-Controlled</b>	SELF-CONTROLLED  Dutiful  <b>Perfectionistic</b>	<i>Different</i>  <i>Different</i>  <i>Different</i>	<b>UNRESTRAINED</b> Exuberant <b>Expedient</b> Absent-Minded <b>Casual</b>

## OVERALL SIMILARITY

A measure of similarity of these two profiles is provided here, and the *Couple's Counseling Report User's Guide* describes the methodology briefly. Theorists differ about whether it is better to choose a partner who is similar to oneself, or better to choose someone whose different qualities complement one's own. Thus, it is important to determine the significance, for every couple, of their unique similarities and differences. The narrative text below addresses specific similarities and differences.

**This couple's overall level of similarity may be considered average (5).**

## SIMILARITIES AND DIFFERENCES TEXT

The narrative below is based upon findings in the literature about personality and relationships. Citations are provided for those interested in reviewing the works. (The *Couple's Counseling Report User's Guide* provides the list of studies reviewed for generating this text.) An asterisk after the publication date denotes a 16PF-based study. Couple differences of four or more stens trigger statements here. **Statements should be treated as hypotheses to be verified.**

Differences on Perfectionism (Factor Q3) can interfere with the couple's communication and satisfaction with spending time together. Here, it appears that Sally prefers to go with the flow while Sam is more planful and organized. This difference could result in dissatisfaction for either or both partners. Here, one partner might be more focused on unfinished tasks or chores that need to be tended, whereas the other might be more play-focused and inclined to "put off until tomorrow." NOTE: The Self-Control global factor scores might also give a helpful clue as to whether this dichotomy affects this couple, because Self-Control is the overall concept that includes Perfectionism. (Russell & Karol, 1995\*; Singh, Nigam and Saxena, 1976\*)

### Miscellaneous:

Personal adjustment of the individual partners is related to relationship adjustment measures in many studies that include both sets of variables. (Bentler & Newcomb, 1978; Eysenck & Eysenck, 1975; Karol and Russell, 1995\*; Kelly & Conley, 1987; James and Johnson, 1988; Russell and Wells, 1994; Singh, Nigam and Saxena, 1976; Zalenski & Galkowitz, 1978) In this case, Sam reports a level of personal distress that is higher than most people report. Highly anxious people are likely to complain more about their partners. It may be that persons who are poorly adjusted are biased towards filtering or appraising relationship events in a negative light. (Kurdek, 1993) Further, partners of anxious persons report not just that their partners are reactive or moody, but that their partners are demanding of time, energy and resources. (Buss, 1991)

In this case, Sally reports a level of Self-Control that is lower than most people report. Partners of those low on Self-Control have been shown to complain about the disheveled appearance of their mates, and to express concerns about fidelity. (Buss, 1991)

While the Couples' Counseling Report Questionnaire addresses levels of satisfaction, it does not address levels of commitment. The commitment levels of each partner should be included in an initial assessment of this couple. Further, it would be helpful to clarify the assumptions and expectations that these partners have for each other and for their relationship.

Research shows that couple similarities on certain non-personality variables are related to relationship satisfaction and longevity. These variables include similarity of: religious affiliation or beliefs; education level; leisure time preferences or interests; family or ethnic background; number of friends outside the relationship; etc. It would be wise to evaluate how similar Sam and Sally are, given their premarital status. Of course, dissimilarity doesn't preclude a successful relationship, but sharing similar perceptions and approaches to life is likely to reduce potential areas of conflict and to increase couple cohesion. (Barton and Cattell, 1972\*; Bentler and Newcomb, 1978; Kelly and Conley, 1987; Kurdek, 1993) Again, clarifying assumptions about and expectations for relating will also be helpful.

**Personality correlates with traditional or non-traditional sex role stereotypes:**

Sam tends to be rather traditional (low Factor Q1) and lower on Sensitivity (Factor I). These qualities suggest that he might be somewhat insensitive to an increased need for sharing of the household and child-rearing duties, in the event that the couple adopts a dual-career or otherwise non-traditional relationship. If Sally and Sam are considering a non-traditional role division, either at the request of the woman or due to financial necessities, it might be good to look at issues that arise in a dual-career household. (Karol and Russell, 1995\*)



## **PREDICTING RELATIONSHIP ADJUSTMENT FROM PERSONALITY SCALES**

The relationship adjustment predictions reported here are based on research that links the 16PF Fifth Edition Questionnaire with the Dyadic Adjustment Scale (DAS; Spanier, 1976). The DAS was chosen because it is a widely-used measure of adjustment in relationships between two persons. The *Couple's Counseling Report User's Guide* presents information about the underlying research and appropriate uses of the predicted scores. Personality accounted for only part of the variance on the adjustment measure. Results should be used for research and exploratory counsel only, as the predicted scores do not take into account previous relationship experiences, learning, therapy, etc. *NOTE: The predicted scores are for individuals only and do not take into account the interaction of the partners.*

### **Sam's predicted relationship adjustment is average (5), based on personality style alone.**

Emotional Stability (Factor C) is related to more adjustment indicators than any other single variable. Sam reports an average amount of emotional stability. That is, on some occasions he may feel overwhelmed and reactive; on other occasions, he may make more calm, proactive choices. Might certain kinds of life events be especially likely to make Sam feel less able to cope?

Openness to Change (Factor Q1) is related to better relationship adjustment. Sam's score on this scale is average. There are likely to be times that Sam will be able to stay open to changes in the couple's life and in their relationship, and other times when this is more difficult. It might be good to explore whether there are certain kinds of life events that make Sam especially likely to prefer the status quo.

### **Sally's predicted relationship adjustment is low-average (4), based on personality style alone.**

Emotional Stability (Factor C) is related to more adjustment indicators than any other single variable. Sally reports an average amount of emotional stability. That is, on some occasions she may feel overwhelmed and reactive; on other occasions, she may make more calm, proactive choices. Might certain kinds of life events be especially likely to make Sally feel less able to cope?

Openness to Change (Factor Q1) is related to better relationship adjustment. Sally's score on this scale is average. There are likely to be times that Sally will be able to stay open to changes in the couple's life and in their relationship, and other times when this is more difficult. It might be good to explore whether there are certain kinds of life events that make Sally especially likely to prefer the status quo.

For Sally, her expediency (low score on Rule-Consciousness, Factor G) might be related to poorer relationship adjustment. Sally might tend to march to her own drummer when it comes to rules and expectations. She may find it hard to strictly adhere to agreements or expectations, especially when she herself doesn't place value or emphasis on the point of the agreement. This quality may have impact on the couple's cohesion. On a deeper level, one might wonder about the impact of this style on her expectations about the importance or quality of the commitment itself.

**This page of 16PF scores is intended for qualified professionals only.  
Data on this page should be treated with utmost confidentiality.**

**Item Responses**

	31. a	63. c	95. a	127. a	159. a	1. 7
	32. c	64. c	96. b	128. a	160. a	2. 4
1. a	33. b	65. c	97. a	129. c	161. c	3. 5
2. a	34. a	66. a	98. c	130. c	162. a	4. 8
3. a	35. a	67. c	99. a	131. c	163. a	5. 5
4. c	36. a	68. b	100. a	132. c	164. a	6. 6
5. c	37. c	69. a	101. c	133. c	165. a	7. 6
6. a	38. a	70. a	102. c	134. a	166. c	8. 7
7. a	39. a	71. c	103. c	135. a	167. c	9. 9
8. a	40. a	72. c	104. a	136. c	168. a	10. 6
9. a	41. c	73. a	105. c	137. b	169. c	11. 8
10. c	42. c	74. c	106. c	138. b	170. c	12. 7
11. c	43. c	75. a	107. c	139. a		13. b
12. c	44. a	76. a	108. c	140. a	171. a	14. a
13. c	45. a	77. a	109. a	141. a	172. c	15. b
14. c	46. a	78. c	110. c	142. c	173. a	16. b
15. a	47. c	79. c	111. a	143. c	174. b	17. b
16. a	48. a	80. a	112. c	144. c	175. c	18. b
17. a	49. c	81. a	113. c	145. c	176. a	19. b
18. c	50. a	82. c	114. c	146. c	177. c	20. b
19. c	51. a	83. c	115. a	147. c	178. c	21. b
20. c	52. c	84. a	116. c	148. c	179. b	22. b
21. c	53. c	85. c	117. a	149. a	180. c	23. c
22. c	54. a	86. c	118. c	150. c	181. b	24. d
23. a	55. a	87. c	119. c	151. a	182. b	25. a
24. a	56. a	88. a	120. c	152. c	183. b	26. d
25. a	57. c	89. c	121. c	153. a	184. b	
26. c	58. c	90. c	122. a	154. c	185. b	
27. c	59. c	91. c	123. a	155. a		
28. a	60. a	92. a	124. c	156. a		
29. c	61. a	93. a	125. a	157. a		
30. a	62. a	94. c	126. c	158. c		

**Summary Statistics:**

# a-responses = 79 out of 170 (46%)	ADJ : (5)
# b-responses = 5 out of 170 (3%)	LCR : (7)
# c-responses = 86 out of 170 (51%)	CR : (7)
# missing responses = 0 out of 185 (0%)	

Factor	A	B	C	E	F	G	H	I	L	M	N	O	Q1	Q2	Q3	Q4	IM	IN	AC
Raw Scores	20	12	16	12	15	20	19	9	6	6	6	14	12	0	18	16	10	0	43
Missing Items	0	0	0	0	0	0	0	0	0	0	0	0	0	0	0	0	0	0	0

This report was processed using 16PF Fifth Edition Questionnaire combined-sex norms. RGV: 5.4

**This page of 16PF scores is intended for qualified professionals only.  
Data on this page should be treated with utmost confidentiality.**

**Item Responses**

	31. a	63. a	95. b	127. a	159. c	1. 3
	32. a	64. c	96. c	128. a	160. c	2. 7
1. a	33. a	65. c	97. c	129. c	161. c	3. 8
2. a	34. a	66. a	98. c	130. c	162. a	4. 5
3. a	35. a	67. c	99. a	131. c	163. c	5. 6
4. c	36. a	68. a	100. a	132. c	164. a	6. 7
5. c	37. a	69. a	101. a	133. a	165. a	7. 5
6. a	38. c	70. a	102. c	134. a	166. a	8. 7
7. b	39. a	71. c	103. a	135. a	167. c	9. 9
8. a	40. c	72. a	104. a	136. a	168. c	10. 2
9. c	41. c	73. c	105. c	137. c	169. a	11. 8
10. a	42. a	74. a	106. a	138. c	170. a	12. 8
11. a	43. a	75. a	107. c	139. a		13. b
12. c	44. a	76. a	108. a	140. c	171. b	14. a
13. a	45. b	77. a	109. b	141. a	172. a	15. b
14. a	46. c	78. c	110. c	142. a	173. a	16. b
15. c	47. a	79. a	111. a	143. a	174. a	17. b
16. c	48. a	80. a	112. c	144. a	175. c	18. b
17. a	49. a	81. c	113. c	145. c	176. b	19. b
18. a	50. c	82. a	114. a	146. c	177. b	20. b
19. c	51. a	83. a	115. a	147. c	178. c	21. b
20. a	52. a	84. c	116. a	148. a	179. c	22. b
21. c	53. a	85. a	117. c	149. c	180. b	23. c
22. a	54. a	86. a	118. c	150. a	181. a	24. d
23. a	55. a	87. a	119. c	151. a	182. c	25. a
24. c	56. a	88. a	120. a	152. a	183. b	26. c
25. a	57. a	89. a	121. a	153. a	184. b	
26. a	58. a	90. a	122. a	154. a	185. a	
27. c	59. a	91. c	123. a	155. a		
28. a	60. a	92. a	124. c	156. a		
29. a	61. c	93. c	125. c	157. c		
30. a	62. a	94. c	126. b	158. c		

**Summary Statistics:**

# a-responses = 105 out of 170 (62%)                      ADJ : (3)  
 # b-responses = 5 out of 170 (3%)                        LCR : (3)  
 # c-responses = 60 out of 170 (35%)                      CR : (4)  
 # missing responses = 0 out of 185 (0%)

Factor	A	B	C	E	F	G	H	I	L	M	N	O	Q1	Q2	Q3	Q4	IM	IN	AC
Raw Scores	16	8	10	12	16	5	12	18	14	12	14	18	14	8	0	17	1	0	66
Missing Items	0	0	0	0	0	0	0	0	0	0	0	0	0	0	0	0	0	0	0

This report was processed using 16PF Fifth Edition Questionnaire combined-sex norms. RGVI: 5.4